

Short Course 5:

I want to know more about...decorative, metallic floors














Introduction

A short course on how to do beautiful metallic floors that are guaranteed to turn heads. I give you all the info you'll need to make the right choices when it comes to product selection, reveal the secrets to metallic finishes, and give you a few starting designs for inspiration.

Learning Objectives

- Understand solventless two-pack epoxies – typical properties, strengths and limitations (Epoxy Flooring Introduction).
- Become familiar with the key documents and considerations in product selection (Epoxy Flooring Introduction).
- Understand how to apply a few different metallic flooring designs using solventless two-pack epoxies (High-build Decorative Systems).

Content

1. Epoxy School Introduction to Solventless Epoxies 
2. Floortick What You Should Know About Resin Flooring 
3. Epoxy School Mechanisms of Adhesion 
4. Epoxy School Sourcing Resins – Technical Data Sheets 
5. Epoxy School Sourcing Resins – Safety Data Sheets 
6. Epoxy School Sourcing Resins – Other Considerations 
7. Epoxy School How to Choose a Basecoat 
8. Epoxy School How to Choose a Topcoat 
9. Epoxy School Sourcing Pigments 
10. Epoxy School Effect Pigment Wash 
11. Epoxy School Soft and Subtle Metallic Effect 
12. Epoxy School Sprayed Metallic Effect 
13. Epoxy School Dye Effect 

Not Covered/Recommended Additional Learning

- 3-D epoxy flooring.
- Quartz carpet.

Theoretical Assessment

13 Multi-choice questions on Epoxy Flooring Introduction.
4 Multi-choice questions on High-build Decorative Systems.

Practical Assessment

Not included.